

Especificaciones Técnicas

Carpintería Corredera

Cerco y Hoja Perimetral

Sección de Marco 70 mm.

Sección de Hoja 26 x 65 mm.

Galce de vidrio hasta 20 mm.

Peso Máximo por Hoja : 90 Kg.

Posibilidad de colocación de Herraje Multipunto Corredera

Clasificación obtenida

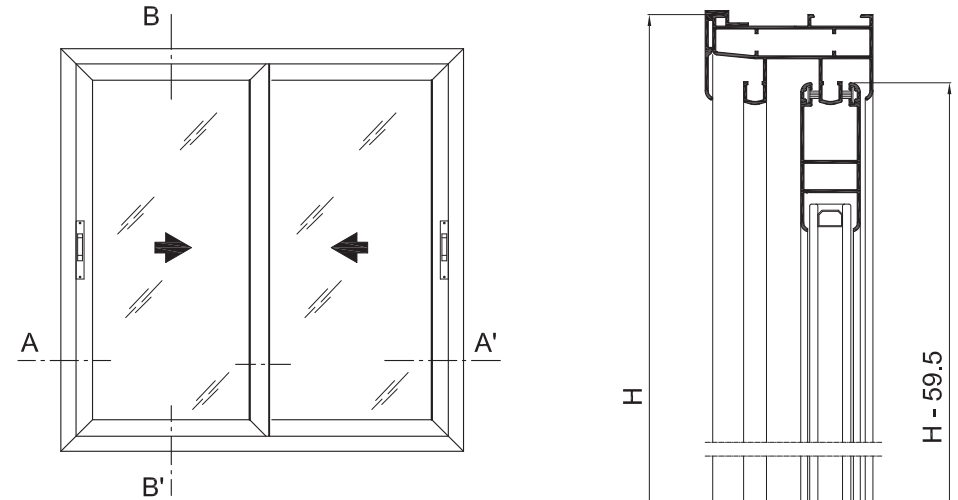
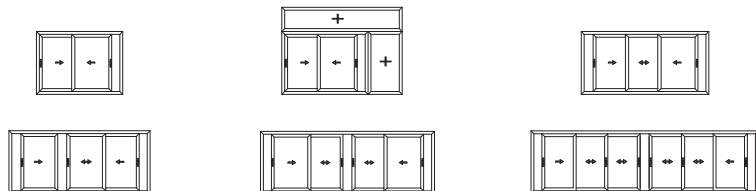
Permeabilidad al aire*	CLASE 3
Estanqueidad al agua*	CLASE 6A
Resistencia al viento*	CLASE C1
Transmitancia térmica**	3,9 W(m ² K)
Aislamiento acústico***	29 (-1;-2)dB

* Ventana de 2 hojas de 1280 x 1480 mm .

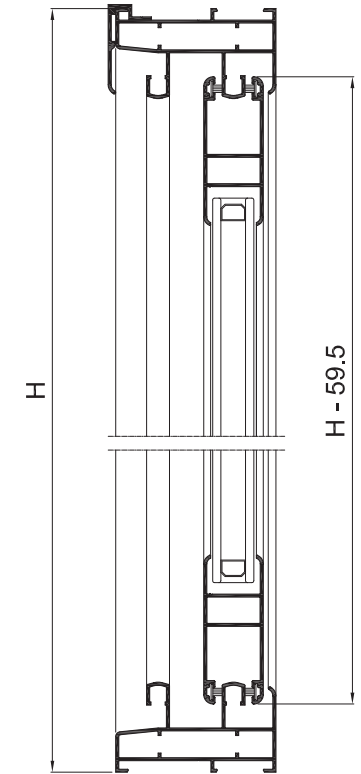
** Ventana de 2 hojas de 1480 x 2180 mm.con cajón de persiana ; Vidrio 4-10-4

*** Ventana de 2 hojas de 1230 x 1480 mm ; Vidrio 4-6-4

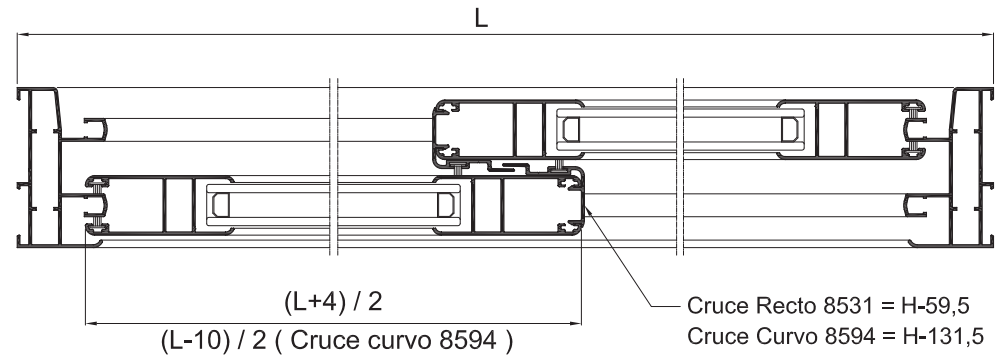
Posibilidades de Apertura



VENTANA DE 2 HOJAS CORREDERAS

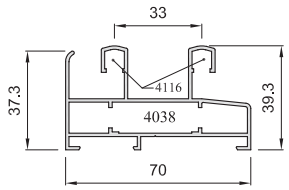


Sección B-B'

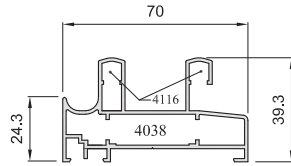


Sección A-A'

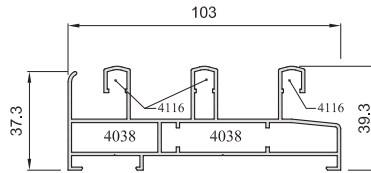
Cruce Recto 8531 = H-59,5
Cruce Curvo 8594 = H-131,5



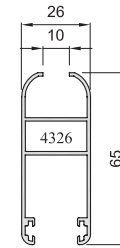
S8567 (8567)



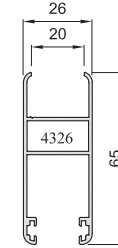
S8546 (8546)



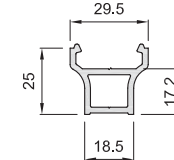
S8519 (8519)



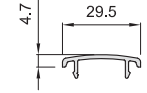
S8529 (8529)



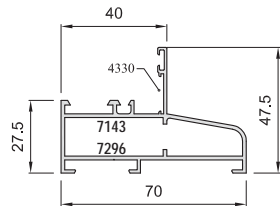
S8530 (8530)



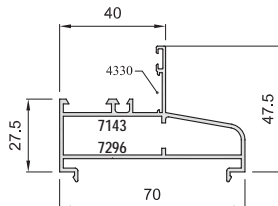
783



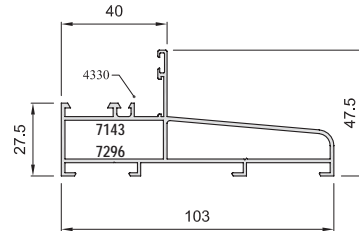
784



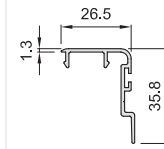
2376 (320)



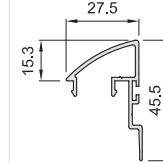
2377 (331)



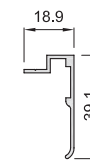
2374 (347)



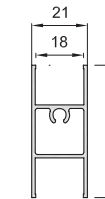
S8531 (8531)



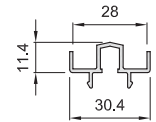
S8594 (8594)



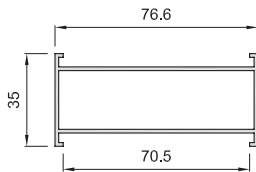
S8568 (8568)



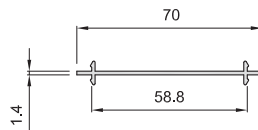
2560 (464)




S8569 (8569)



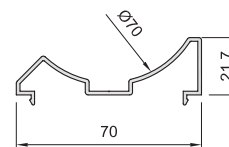
2359 (512)



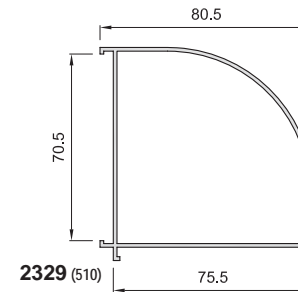
2349 (349)



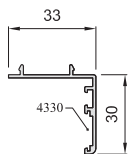
2375 (520)



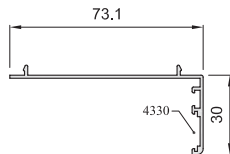
2350 (514)



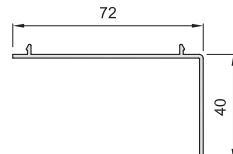
2329 (510)



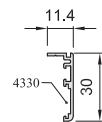
2327 (327)



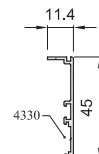
2319 (319)



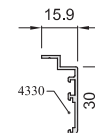
2348 (348)



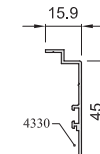
2181 (2181)



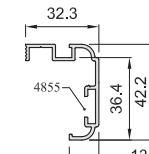
S8629 (8629)



S8832 (8832)



S8630 (8630)

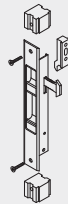


S8893 (8893)

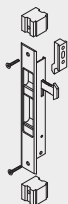


Accesorios

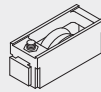
Silver - 70



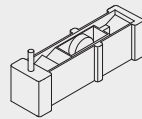
4550
Cierre Embutido
grande s/condena



4557
Cierre embutido
grande c/condena



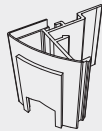
4552
Rueda regulable nylon 3 pos.
(2 uds 50Kg por hoja)



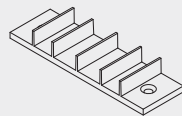
4560
Rueda regulable (Zamak)
(2 uds 90Kg por hoja)



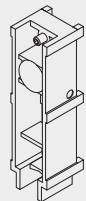
4107
Embellecedor acop.
hoja central



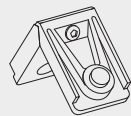
4194
Embellecedor
acople curvo



4553
Cortavientos
Silver-60/70



4183
Tope Guiador
(Jgo. 4)



4038
Escuadra Cerco



4326
Escuadra Hojas



4116
Escuadra alineamiento
carriles



4109
Escuadra
Alineamiento hojas

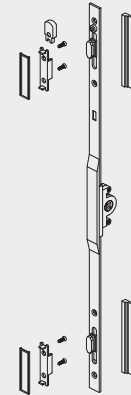


4176
Valvula de
drenaje

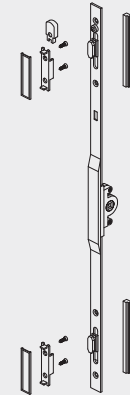


7792
Felpudo Fean Seal
7 x 6 mm.

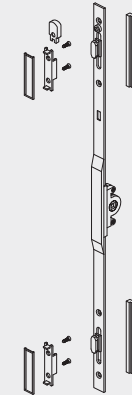
CIERRE MULTIPUNTO E: 7.5 mm



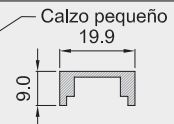
4187
Cierre multipunto
H= 668 - 1068



4188
Cierre multipunto
H = 1069-1868



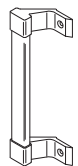
4189
Cierre multipunto
H > 1869



4190
Manilla
cuadrado 7 mm.



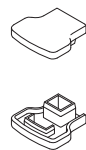
4858(D) / 4859(I)
Manilla corredera
acodada
cuadrado 7 mm.



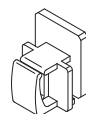
7349 (4153)
Tirador grande



4118
Terminal acople
4 hojas



4339
Juego tapas
tirador postizo
(783-4)



4554
Tope hoja lateral



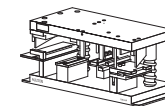
4855
Escuadra solapa 8893



4039
Escuadra inox.
alineamiento



7296 (3627)
Escuadra pulsante
para fijos



4555
Util multiple
Silver-60/70